

PROFILE
TERRACE STREET

1. All work embodied on these plans shall be done in conformity with applicable provisions of specifications No 2271.
2. 8"x4" wyes with connecting sewer to be constructed are shown in plan thus:
3. All vitrified clay pipe house connections shall be constructed on an upward grade of 2% from the main sewer, and shall extend from the main sewer to property line.
4. All house connections are approximate and exact locations shall be determined in the field.
5. Existing water mains shown
6. Existing gas mains shown

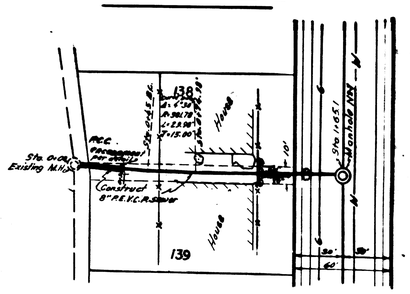

Scale 1"=40'

EASEMENT

Notice

All trees, shrubs, fences, grass, and any other improvements shall be restored to original, or better condition.

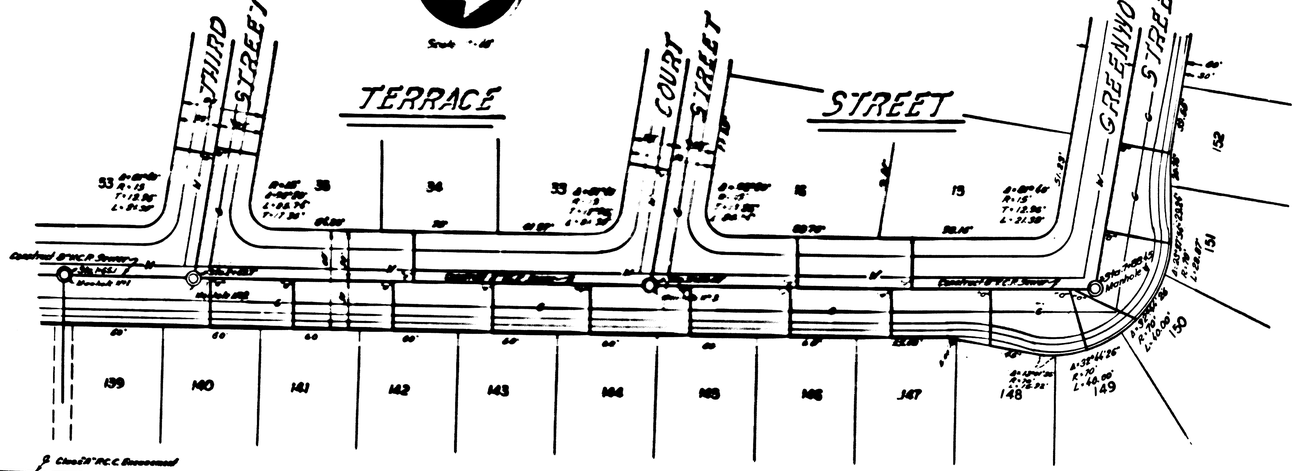

Scale 1"=40'

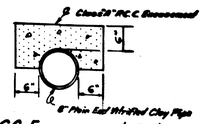

P.C.C. Encasement Detail
Sta. 0+00 Sta. 0+30
in Easement

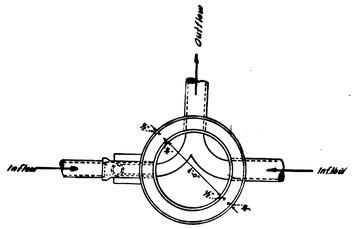

MANHOLE No 2 - FLOOR PLAN

No Scale
For further dimensions refer to Std. Drawing No 2321-H

DEPARTMENT OF ENGINEERING
CITY OF SAN BERNARDINO
SEWERS
in
TRACT No 3939

SUBMITTED BY _____ REFERENCE
APPROVED December 5, 1956 DRAWN BY cle 2410
Ronald C. Wolford
CITY ENGINEER
CIVIL ENGINEER NO 9879 CHECKED BY DB